



2025 BUDGET OVERVIEW

December 02, 2024

2025 Budget Process

- The aim of the annual budget is to focus and deliver on the values of Council for the Township of Wellington North
- Budget templates sent to department heads September 2nd, 2024
- Treasurer meetings with Department Heads during September and October as required
- This is second budget meeting being held today, December 2nd. The initial budget meeting with the Council and staff took place on November 4th, and an additional meeting is scheduled to take place on December 16th
- Budget process outcome
 - tax levy decision
 - capital projects decision



2025 Budget Guidelines

- Operating Budget 2025 assumes the status quo for service level, meaning the township will continue to provide the same level of service it budgeted the previous year (2024) unless otherwise proposed and documented.
- Corporate wide cost pressures:
 - Wages/Salary: budgeted increases (varies by department)
 - Health Benefits: Increase of 6.9% (Mosey & Mosey Guidance)
 - Municipal Insurance renewal – 5% - 7% increase (Coburn Guidance)
 - Utilities: Hydro increase of 3.6% (WNP Guidance)
 - Construction Price Index (Inflation, Q2 2024) – 4.8%



2025 Budget Impact Items

- All conservation authority has submitted their budgets


Conservation Authority	2023 Budget	2024 Budget	2025 Budget	Diff - \$	Diff - %
Saugeen Valley Conservation Authority	81,626	108,777	113,611	4,834	4.4%
Grand River Conservation Authority	57,083	58,619	60,669	2,050	3.5%
Maitland Valley Conservation	51,124	55,429	60,657	5,228	9.4%
	189,833	222,825	234,937	12,112	5.4%



Growth Vs. Reassessment

- Growth is defined as new assessment – it has no impact on the current taxpayer
- During 2024, Wellington North has realized an estimated real assessment growth of 7.89% (2023 – 2.10%, 2022 – 2.26%, 2021 – 1.48%, 2020 – 1.52%)





2025 OPERATING BUDGET

Operating Budget Summary Analysis by Segment

2025 Budget Summary

FIR Category	2023 Budget	2024 Budget	2025 Budget	% Change	Change \$
General Government					
General Government	(1,741,900)	(2,058,400)	(2,223,100)	8.0%	(164,700)
Other Revenues-Supps/Omitts/Writeoffs	(216,770)	(281,789)	(367,708)	30.5%	(85,919)
Council	289,923	297,538	303,645	2.1%	6,107
Administration	1,377,798	1,563,886	2,086,060	33.4%	522,174
Property	(7,786)	(6,592)	(69,226)	950.2%	(62,634)
WNP Holding Co.	0				
Subtotal - General Government	(298,735)	(485,357)	(270,329)	-44.3%	215,028



Operating Budget Summary Analysis by Segment (Continued)

2025 Budget Summary

FIR Category	2023 Budget	2024 Budget	2025 Budget	% Change	Change \$
Protection Services					
Fire	1,015,643	1,110,880	1,111,750	0.1%	870
Police/Crossing Guard	48,718	58,038	68,781	18.5%	10,743
Conservation Authority	189,833	222,825	234,937	5.4%	12,112
Protective Inspection & Control	0				
Animal Control	7,948	18,050	9,520	-47.3%	(8,530)
By-Law Enforcement	61,503	66,610	67,027	0.6%	417
Subtotal - Protection Services	1,323,645	1,476,403	1,492,015	1.1%	15,612



Operating Budget Summary Analysis by Segment (Continued)

2025 Budget Summary

FIR Category	2023 Budget	2024 Budget	2025 Budget	% Change	Change \$
Transportation Services					
Roads	4,838,608	5,227,897	6,164,510	17.9%	936,613
Streetlights	0				
Rural Water	7,400	5,782	7,400	28.0%	1,618
Subtotal - Transportation Services	4,846,008	5,233,679	6,171,910	17.9%	938,231



Operating Budget Summary Analysis by Segment (Continued)

2025 Budget Summary

FIR Category	2023 Budget	2024 Budget	2025 Budget	% Change	Change \$
Health Services					
Hospital	0	0	0	0.0%	0
Cemetery	105,524	144,160	143,989	-0.1%	(171)
Subtotal - Health Services	105,524	144,160	143,989	-0.1%	(171)
Recreation and Cultural Services					
Parks & Recreation	2,487,209	2,400,253	2,109,339	-12.1%	(290,914)
Community & Economic Development	458,975	750,673	1,025,354	36.6%	274,681
Subtotal - Recreation and Cultural Services	2,946,184	3,150,926	3,134,693	-0.5%	(16,233)



Operating Budget Summary Analysis by Segment (Continued)


2025 Budget Summary

FIR Category	2023 Budget	2024 Budget	2025 Budget	% Change	Change \$
Planning and Development					
Planning	43,842	82,701	13,340	-83.9%	(69,361)
Commercial & Industrial					
Tile Drains					
Municipal Drains	45,500	44,250	37,400	-15.5%	(6,850)
Subtotal - Planning and Development	89,342	126,951	50,740	-60.0%	(76,211)



2025 Operating Budget Summary Analysis by Segment

Service Area	2023 Budget	2024 Budget	2025 Budget	% Change	Change \$
General Government	-298,735	-485,357	-270,329	-44.30%	215,028
Protection Services	1,323,645	1,476,403	1,492,015	1.06%	15,612
Transportation Services	4,846,008	5,233,679	6,171,910	17.93%	938,231
Health Services	105,524	144,160	143,989	-0.12%	-171
Recreation and Cultural Services	2,946,184	3,150,926	3,134,693	-0.52%	-16,233
Planning and Development	89,342	126,951	50,740	-60.03%	-76,211
Environmental Services	-	-	-	0.00%	-
Total Levy Requirement	9,011,968	9,646,763	10,723,018	11.16%	1,076,255




2025 Operating Budget Summary Analysis by Segment

Tax Levy Transfers	2023 Budget	2024 Budget	2025 Budget	% Change	Change \$
To Capital	2,081,943	2,612,857	3,061,599	17.17%	448,742
To Reserves	1,036,717	702,540	933,923	32.94%	231,383
To Reserve Funds	5,000	5,000	5,000	0.00%	-
New transfers	3,123,660	3,320,397	4,000,523	20.48%	680,125



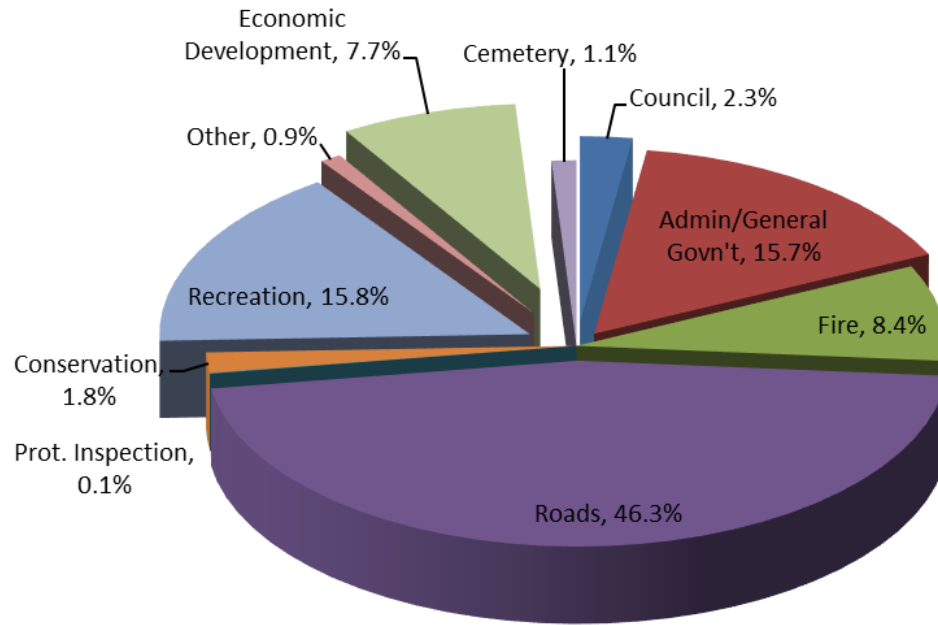
Draft Budget Modeling – 2025 Tax Implication – Base Case

	<u>2023</u>	<u>2024</u>	<u>2025 (Draft)</u>	<u>YoY Increase (%)</u>
Operating Budget	6,086,011	6,326,366	6,722,495	6.26%
Policy Mandated Transfer to Reserve funds	115,700	80,700	115,700	43.37%
Net Transfers	728,313	626,840	823,223	31.33%
Contributions to Capital	2,081,943	2,612,857	3,061,599	17.17%
Total Budgeted Tax Levy	9,011,967	9,646,763	10,723,018	11.16%
		<u>Organic Growth</u>		7.89%
		Impact to Existing Taxpayer		3.27%



2025 Where our Budget Dollars Go

2025 Where Budget Dollars Go



Reserves / Reserve Funds – Net Transfers (Preliminary)

Net Reserve & Reserve Fund Transfers

2024				
	<u>From</u>	<u>To</u>	<u>Net</u>	<u>2023 vs 2024</u>
Council		85,700	85,700	(35,000)
Admin		52,000	52,000	98,233
Property		16,000	16,000	0
Fire		220,000	220,000	9,400
CBO		144,358	144,358	41,423
Roads		79,482	79,482	0
Streetlights		5,000	5,000	0
Rec		100,000	100,000	(250,529)
Planning		0	0	0
Cemetery		5,000	5,000	0
WNP Holding		0	0	0
Taxation Total	-	707,540	707,540	(136,473)
Sewer	676,097	783,628	107,530	365,773
Water	-	498,441	498,441	90,953
User Fee Total	676,097	1,282,069	605,971	456,726
Grand Total	676,097	1,989,609	1,313,512	320,254

2025				
	<u>From</u>	<u>To</u>	<u>Net</u>	<u>2024 vs 2025</u>
Council		120,700	120,700	35,000
Admin		277,944	277,944	225,944
Property		16,000	16,000	0
Fire		294,528	294,528	74,528
CBO		40,269	40,269	(104,089)
Roads		79,482	79,482	0
Streetlights		5,000	5,000	0
Rec		100,000	100,000	0
Planning		0	0	0
Cemetery		5,000	5,000	0
WNP Holding		0	0	0
Taxation Total	-	938,923	938,923	231,383
Sewer	480,465	250,000	(230,465)	(337,995)
Water	-	250,000	250,000	(248,441)
User Fee Total	480,465	500,000	19,535	(586,436)
Grand Total	480,465	1,438,923	958,459	(355,053)



Draft Budget Modeling – 2025 Tax Implication – Base Case

2025


AMOUNT TO BE RAISED **\$ 10,723,018**

Tax Rate = amount to be raised/weighted assessment = **0.00558287**

COMPARISON OF TAXES

	<u>2025</u>	<u>2024</u>
Residential Assessment	\$ 271,636.00	\$ 271,636.00
Tax Rate	0.00558287	0.00540724
Taxes	\$1,516.51	\$1,468.80
Increase over 2024		\$47.71

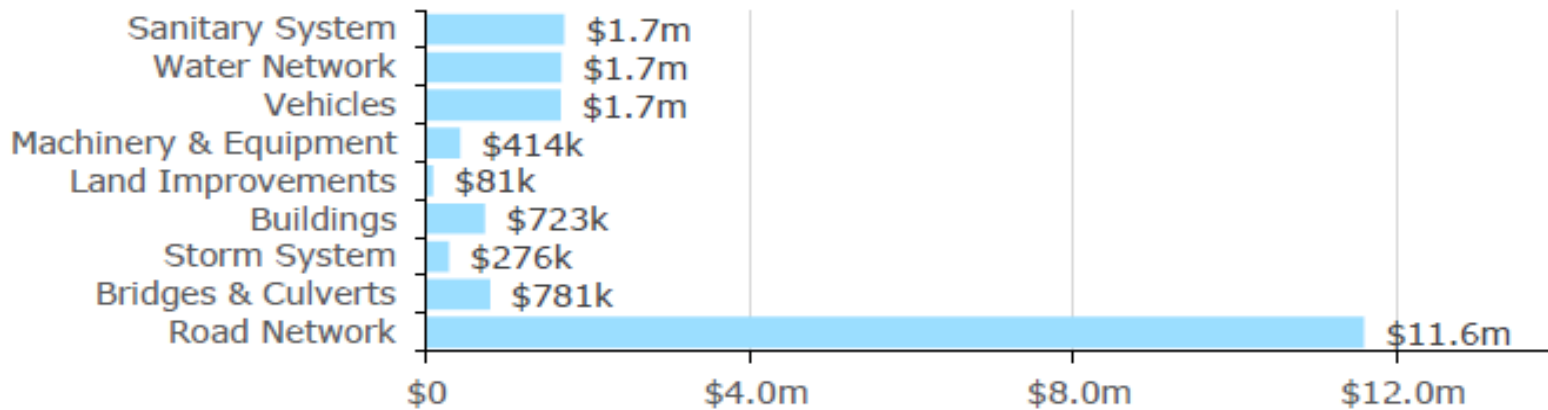




2025 CAPITAL BUDGET


Infrastructure Gap – 2024 Asset Management Plan

Total Average Annual Capital Requirements \$18,895,000



Draft Capital Program – General Government - 2025

Project Name	2025 Ask
Agenda Management Software	\$ 20,900.00
Arthur and Area Community Centre Upper Hall Renovation	\$ 332,000.00
Corp Vulnerability Scanning	\$ 15,000.00
Development Charges (Inclusive of Parkland Dedication)	\$ 80,000.00
Heritage Trust Provincial Plaque Margarett Rae Morrison	\$ 11,000.00
Kenilworth Switch Upgrade	\$ 25,000.00
MDM Deployment	\$ 6,000.00
Mount Forest Archives – Window Replacement	\$ 45,000.00
Mount Forest Cemetery cremated remains interment	\$ 10,080.00
Scada Historian Server	\$ 45,200.00
Scada Workstations	\$ 6,780.00
Workstation Replacement	\$ 25,000.00
Grand Total	\$ 621,960.00



Draft Capital Program – Building- 2025

Project Name	2025 Ask
Former Arthur Municipal Office Renovation	\$ 580,000.00
Grand Total	\$ 580,000.00



Draft Capital Program – CE&D - 2025

Project Name	2025 Ask
New Vehicle	\$ 45,000.00
Service Club and Community Board Signs	\$ 82,500.00
Trail Master Plan	\$ 60,000.00
Grand Total	\$ 187,500.00



Draft Capital Program – Protection Services - 2025

Project Name	2025 Ask
Accountability Cases	\$ 10,000.00
Bunker Gear Replacement	\$ 36,000.00
Fire Rescue Equipment	\$ 20,000.00
Thermal Imaging Camera Replacement	\$ 10,000.00
Grand Total	\$ 76,000.00



Draft Capital Program – Infrastructure & Transportation 2025

Project Name	2025 Ask
213 Gordon Street Barn Demolition	\$ 50,300.00
Construction – Draper Street between Eliza Street to Anderson Ave and Anderson Ave between Draper Street and Gordon Street	\$ 2,437,975.00
Culvert - Wells Street E	\$ 207,217.00
Culvert 11-WG – Sideroad 25	\$ 180,800.00
Engineering Bridge Inspection 2025	\$ 16,950.00
Municipal Facility Review	\$ 113,000.00
Plow Truck	\$ 450,000.00
PXO – Queen Street East and Fergus Street	\$ 116,649.90
Reconstruction – Clarke Street between Smith Street and Walton Street	\$ 30,000.00
Reconstruction – Industrial Drive Extension	\$ 270,616.92
Reconstruction – John Street between Waterloo Street and Queen Street	\$ 1,905,406.00
Reconstruction Design Project – Durham Street East between Main Street and Fergus Street North	\$ 100,000.00
Reconstruction Design Project – Newfoundland Street between Wellington Street East and King Street East	\$ 100,000.00
Rural Asphalt Resurfacing	\$ 1,562,168.60
Rural Road Rebuild - Sideroad 13	\$ 70,000.00
Sidewalk and Parking Design Project – Wellington Street East between Newfoundland Street and Birmingham Street.	\$ 40,000.00




Draft Capital Program – Infrastructure & Transportation 2025 Cont.

Project Name	2025 Ask
Sidewalk Machine	\$ 230,000.00
Storm Sewer Realignment – Smith Street Design Only	\$ 44,635.00
Structure 21 Replacement - Sideroad 8E	\$ 164,000.00
Structure Improvements	\$ 75,000.00
Urban Paving Program (2025)	\$ 331,725.00
Urban Traffic Impact Study	\$ 30,000.00
Works Yards Upgrades	\$ 67,800.00
Pickup Truck (Replacement Vehicle)	\$ 70,000.00
Grand Total	\$ 8,664,243.42



Draft Capital Program – Environmental Services - 2025

Project Name	2025 Ask
Groundwater Model - Phase 2	\$ 56,500.00
Land for Drinking Water Operations	\$ 300,000.00
Master Servicing Plan Technical Update (Arthur)	\$ 62,150.00
Master Servicing Plan Technical Update (Mount Forest)	\$ 62,150.00
Mount Forest Dam	\$ 124,000.00
OCWA Projects - Arthur	\$ 187,806.00
OCWA Projects - Mount Forest	\$ 458,893.00
Pickup Truck Replacement	\$ 70,000.00
Water and Sewer Rate Study and Financial Plan	\$ 35,000.00
Water Tower Design (Arthur)	\$ 143,736.00
Well House Design (Arthur)	\$ 226,282.50
MFWWTP Exterior Lighting OCWA Projects (Mount Forest)	\$ 22,600.00
Grand Total	\$ 1,749,117.50



Draft Capital Program – Recreation Services - 2025

Project Name	2025 Ask
Arthur Tractor Replacement	\$ 55,000.00
Hutchison Park Playground upgrades	\$ 160,000.00
Makeup Air Preheat Pump MFSC Compressor Room	\$ 16,000.00
MFSC Arena Accessible doors	\$ 35,000.00
MFSC Cooling Tower	\$ 160,000.00
Mount Forest Outdoor Pool and Aquatics Centre	\$ 350,000.00
Oil Cooler Pump	\$ 16,000.00
Grand Total	\$ 792,000.00

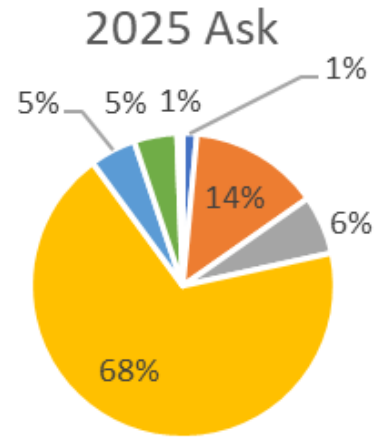


Draft Capital Program – 2025

Departments	2025 Ask
Community & Economic Development	\$ 187,500.00
Environmental Services	\$ 1,749,117.50
Recreation Services	\$ 792,000.00
Infrastructure/Operation/Transportation	\$ 8,664,243.42
General Government	\$ 621,960.00
Building	\$ 580,000.00
Protection Service	\$ 76,000.00
Grand Total	\$ 12,670,820.92



Draft Capital Program – 2025



- Community & Economic Development
- Environmental Services
- Recreation Services
- Infrastructure/Operation/Transportation
- General Government
- Building
- Protection Service



Draft Capital Program – 2025

Project Costs


Dept/Year	<u>2021</u>	<u>2022</u>	<u>2023</u>	<u>2024</u>	<u>2025</u>
Council Directed Projects	1,120,220	748,805	-	-	-
20in20 Initiatives	142,700	-	-	-	-
Development Projects	-	-	-	-	-
Roads & Drainage	5,050,983	4,428,871	4,601,238	5,703,945	7,874,943
Waterworks	1,871,775	707,916	988,081	484,557	908,419
Sanitary Sewers	620,500	744,932	511,081	434,556	646,699
Fleet	391,000	958,000	-	930,000	865,000
Parks & Recreation	1,154,271	944,234	1,420,000	806,950	934,500
Fire	258,700	138,000	504,500	160,000	76,000
Admin & Property	10,000	160,750	489,603	932,000	1,344,180
Cemetery	-	-	49,849	20,000	21,080
Total	10,620,148	8,831,508	8,564,352	9,472,009	12,670,821
Arthur Wastewater Treatment Plant – Phase 2 Upgrade	-	-	-	13,500,000	-
Grand Total	10,620,148	8,831,508	8,564,352	22,972,009	12,670,821



Draft Capital Program – 2025

Funding Model

Source/Year	<u>2021</u>	<u>2022</u>	<u>2023</u>	<u>2024</u>	<u>2025</u>
Revenue (levy, fees, etc)	3,512,480	3,557,822	3,359,105	3,531,471	4,444,612
Grants	3,272,983	1,343,688	1,030,775	1,074,123	58,500
Dev't Charges & Reserves	2,390,781	2,233,600	1,735,301	1,873,852	4,843,679
Developer Contributions	334,905	21,500	120,000	22,500	1,124,564
External Debt	-	-	-	-	-
Gas Tax	200,000	655,000	340,000	1,287,768	514,360
Sustained OCIF	909,000	900,000	1,979,171	1,682,295	1,685,106
Unfunded Amounts	-	119,898	-	-	-
Total	10,620,148	8,831,508	8,564,352	9,472,009	12,670,821
Arthur Wastewater Treatment Plant – Phase 2 Upgrade	-	-	-	13,500,000	-
Grand Total	10,620,148	8,831,508	8,564,352	22,972,009	12,670,821



Projects for future considerations & Multi-Year Projects

Initial Capital listing compiled for 2025 contained projects totalling \$24,923,461; however, staff deliberations had identified ~\$12.3M in projects that could be deferred. Items removed from consideration for 2025 are as follows:

Capital Projects	Future-Ask
2025 Sidewalk Projects	\$ 214,616.00
Arthur Switch Upgrade	\$ 70,000.00
Corp Network Management	\$ 12,000.00
Corp Wifi Upgrade	\$ 40,000.00
Culvert Sideroad 9W	\$ 535,853.91
Energy efficiency upgrades for the AACC	\$ 144,000.00
Main Servers	\$ 50,000.00
McPherson Park Upgrades	\$ 70,000.00
MFSC lighting and plumbing upgrades	\$ 260,000.00
Mount Forest Cemetery fence repairs	\$ 9,900.00
Mount Forest Cemetery landscape design	\$ 27,500.00
Mount Forest Cemetery paving entrance road	\$ 8,265.00
Mount Forest Cemetery repairs storage shed	\$ 22,470.00



Projects for future considerations & Multi-Year Projects Cont.

Mount Forest Cemetery survey and title clearance	\$	30,000.00
Mount Forest Sports Complex Parking Lot	\$	350,000.00
Mount Forest Switch Upgrade	\$	60,000.00
New Vehicle - Infrastructure Project Lead	\$	70,000.00
Pickup Truck	\$	70,000.00
Public Wifi Arthur	\$	23,000.00
Public Wifi Mount Forest	\$	26,000.00
PXO – Main Street South and King Street	\$	288,489.00
Reconstruction – Clarke Street between Smith Street and Walton Street	\$	2,898,732.00
Reconstruction – Fergus Street North between Birmingham and Durham Streets	\$	2,439,413.20
Replace Doors on Chapel	\$	5,500.00
Rural Ashphalt Resurfacing	\$	999,901.40
Scada Waste Servers	\$	50,000.00
Structure 2043 Replacement - Sideroad 15	\$	452,000.00
Structure 21 Replacement - Sideroad 8E	\$	2,266,000.00
Structure 27 Repairs - Sideroad 9E	\$	717,500.00
UPS Replacement	\$	2,500.00
Workstation Replacement	\$	39,000.00
Grand Total	\$	12,252,640.51



Council Direction Required

- Provide Guidance on the Preferred Scenario and Target Levy Impact for 2025.
- Identify Items for Addition or Omission in the 2025 Capital Program.
- Provide any additional feedback or direction.



OPEN FOR
DISCUSSION

